



**TOYOTA**

**TOYOTA**  
**HIACE**



**2024 MODEL HIACE HIGH ROOF GL V6  
3.5L PETROL 13-SEATER AUTOMATIC**





**2024 MODEL HIACE HIGH ROOF GL V6  
3.5L PETROL 13-SEATER AUTOMATIC**



**2024 MODEL HIACE HIGH ROOF GL V6  
3.5L PETROL 13-SEATER AUTOMATIC**







**2024 MODEL HIACE HIGH ROOF GL V6  
3.5L PETROL 13-SEATER AUTOMATIC**





**2024 MODEL HIACE HIGH ROOF GL V6  
3.5L PETROL 13-SEATER AUTOMATIC**







2024 MODEL HIACE HIGH ROOF GL V6  
3.5L PETROL 13-SEATER AUTOMATIC





**2024 MODEL HIACE HIGH ROOF GL V6  
3.5L PETROL 13-SEATER AUTOMATIC**








2024 MODEL SPACE HIGH ROOF GL V6  
3.5L PETROL 7 SEATER AUTOMATIC





**2024 MODEL HIACE HIGH ROOF GL V6  
3.5L PETROL 13-SEATER AUTOMATIC**







**2024 MODEL HIACE HIGH ROOF GL V6  
3.5L PETROL 13-SEATER AUTOMATIC**






2024 MODEL HIACE HIGH ROOF GL V6  
3.5L PETROL 13-SEATER AUTOMATIC








**2024 MODEL HIACE HIGH ROOF GL V6  
3.5L PETROL 13-SEATER AUTOMATIC**





**2024 MODEL HIACE HIGH ROOF GL V6  
3.5L PETROL 13-SEATER AUTOMATIC**







**2024 MODEL HIACE HIGH ROOF GL V6  
3.5L PETROL 13-SEATER AUTOMATIC**



**2024 MODEL TOYOTA HIACE HIGH ROOF GL V6 3.5L 13-SEATER  
AUTOMATIC**

**MODEL CODE GRH322L-EDTQHV**

**ENGINE & DISPLACEMENT CC 3456  
DRIVETRAIN HP (SAE NET) / RPM 268  
TORQUE (SAE NET) KGM /RPM 34.9  
ENGINE TYPE-7GR-FKS, 6 CYLINDER  
FUEL SYSTEM D-4S  
FUEL TYPE GASOLINE  
FUEL TANK CAPACITY LTRS. 70  
CATALYTIC CONVERTER WITH  
EMISSION CERT. EURO 4  
TRANSMISSION- 6 A/T  
TIRE SIZE 235/65R16C  
WHEEL CAP FULL -TYPE 2  
STEERING POWER/TILT WITH/WITH  
TELESCOPIC WITH  
BRAKE FRONT/REAR V. DISC/V.DISC  
SUSPENSION FRONT MCPHERSON  
REAR LEAF SPRING  
SAFETY ABS ABS+VSC+BA+ESS+TRC+AUTO. LSD  
AIR BAG D + P  
EXTERIOR BUMPER FR. & RR. COLOUR KEYED  
DOOR HANDLES COLOUR KEYED  
FRONT GRILLE CHROME  
HEADLAMPS HALOGEN  
HIGH MOUNT STOP LAMP WITH (LED)  
OUTER REAR VIEW MIRROR**

**COLOUR KEYED + BLACK, POWER, POWER RETRACTABLE, TURN  
SIGNALS ,W/UNDER VIEW MIRROR  
WINDSHIELD GLASS REINFORCED,UV CUT GREEN+ACOUSTIC  
INTERIOR FR. SEAT FR. SEAT BELT 3PELRX2 ( D+P - PT + FL)  
RR. SEAT RR. SEAT BELT 3PELRX11  
HEAD REST WITH X 11  
FUEL LID OPENER WITH  
INNER REARVIEW MIRROR DAY / NIGHT  
LIGHT CONTROL SYSTEM WITH  
REAR LEFT SIDE GLASS FIXED  
REAR QUARTER LEFT GLASS SLIDE  
REAR QUARTER RIGHT GLASS FIXED  
REAR RIGHT SIDE GLASS SLIDE  
SEAT MATERIAL FABRIC/VINYL LEATHER  
SEATING CAPACITY 13  
SUN VISOR D+P (PVC)  
OTHERS AC/HEATER FR + RR W/ REAR CONTROLS(PUSH TYPE)  
ANTI-THEFT IMMOBILISER WITH SECURITY HORN  
BACK DOOR GARNISH CHROME  
POWER SLIDING DOOR WITHOUT  
FIRE EXTINGUISHER OE  
FRONT FOG LAMPS WITH  
GRADE MARK GL  
ILLUMINATED ENTRY SYSTEM WITH (IGN.KEY+ROOM LAMP)  
KEYLESS ENTRY WITH  
POWER DOOR LOCK WITH  
REAR PERSONAL READING LAMPS WITH (8NOS)  
REAR PASSENGERS USB WITH (6 NOS)  
CLEARANCE LAMP WITH (LED)**





**POWER WINDOW WITH  
RADIO AM / FM  
REAR FOG LAMP WITH  
STEREO CD/MP3 USB AUX BT,6 SPK  
TYRE PRESSURE MONITORING SYSTEM WITH  
WIPER FR. INTERMITTENT (TIME ADJUSTABLE) + MIST  
WIPER RR. INTERMITTENT (TIME ADJUSTABLE) + MIST  
ROOM SEPARATOR CURTAIN WITHOUT  
METER ILLUMINATION CONTROL WITH  
REAR WINDOW DEFOGGER WITH  
DRIVER SEAT VERTICAL ADJUSTER WITH  
FLOOR MAT WITH  
BATTERY LN3L(EQUIVALENT TO 80D)  
ALTERNATOR 130A(CSC1)**

### **DIMENSIONS AND WEIGHT**

**DIMENSIONS LX WX H MM 5915X1950X2280  
WHEEL BASE MM 3860MM  
GROUND CLEARANCE MM 185  
MIN. TURNING RADIUS(M) 6.4  
KERB WEIGHT (KGS) 2545-2565  
GROSS VEHICLE WEIGHT (KGS) 3650**



# CONTACT US

## TOYOTA HIACE



Address: Block 3, Showroom no.25, Al Awir, Ras Al khor Auto Market,  
Dubai, UAE

Land Line: +971 43332623

Email: [info@saharamotorsuae.com](mailto:info@saharamotorsuae.com)

